


Pfaff 26
Subclass



PFAFF[®]

26



Unterklassen-Ausstattung

Subclass parts

Composition des sous-classes

Composición de la subclases

**Unterklassen-Ausstattung /
Subclass organizations¹⁾**

**Equipement des sous-classes /
Dotación de las subclases¹⁾**

Unterklasse Subclass Sous-classe Subclase	Ausführung Model Version Tipo	Nadelstange Needle bar Barre à aiguille Barra de aguja	Stoffschieber ⁴⁾ Feed dog Griffe Transportador	Stichplatte ⁴⁾ Needle plate Plaque à aiguille Placa de aguja	Nähfuß ⁴⁾ Presser foot Pied presseur Pie prensatelas	Lineal Edge guide Gulde-bord Guía recta	Zwischenstück Extension piece Pièce intermédiaire Pieza intermedia
-2/01 ¹²⁾ = 2,5 - 3,5 mm	CN 8	91-004 164-02 91-006 770-92*	91-047 948-04	91-058 665-04	91-054 210-03 ^{12/2)}	91-053 875-21	
-2/01 ¹²⁾ = 4,0 - 8,0 mm	CN 8	91-004 164-02 91-006 770-92*	91-047 991-04	91-058 670-04	91-054 210-03 ^{12/2)}	91-053 875-21	
55/01	CN 8; DN 8	91-004 220-93	91-045 686-05	91-058 681-04	91-046 182-93 91-025 678-05 ²²⁾ 91-025 679-05 ²²⁾ 91-045 704-04 ²²⁾		91-006 603-1
55/01-900/55 ³⁰⁾	DN 8	91-004 220-93	91-047 880-04	91-058 617-91	91-046 182-93		

* Nadelhalter zu 91-004 164-02

* Needle holder for 91-004 164-02

* Pince-aiguille p. 91-004 164-02

* Portaguas p. 91-004 164-02

¹⁾ Die Liste enthält nur Nähwerkzeuge. Beim Umbau in eine andere Unterklasse oder Ausführung sind auch noch Maschinenteile erforderlich. Geben Sie also bei Bestellungen die genaue Bezeichnung der vorhandenen und der gewünschten Ausführung bekannt.

¹⁾ This list contains sewing parts only. When converting to another subclass or version, machine parts are also necessary. When ordering please therefore indicate exactly the existing version and the one required.

¹⁾ Cette liste ne contient que les organes de couture. En cas de transformation en une sous-classe ou variante différente, il faut utiliser aussi certaines pièces de machine supplémentaires. En cas de commande, prière de toujours indiquer par conséquent les variantes disponibles et souhaitées.

¹⁾ Esta lista sólo contiene elementos de costura. Siempre que haya que transformar la máquina en otro tipo o subclase, se necesitarán también piezas de máquina, por lo que deberá indicarse en los pedidos el tipo exacto de que se dispone y el deseado.

⁴⁾ = Ausführung angeben
= Indicate model
= Préciser la version
= Indíquese el tipo de máquina

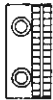
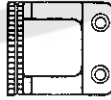
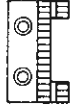
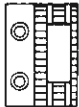
¹²⁾ = Absteppbreite
= Stitching margin
= Relarge de couture
= Margen de costura

^{12/2)} = Absteppbreite bei Bestellung angeben
= Indicate stitching margin on order
= Indiquer le relarge de couture à la commande
= Indíquese el margen de costura en los pedidos

²²⁾ = Zubehör
= Accessoires
= Accesorios
= Accesorios


³⁰⁾ = frühere Ausführung
= Former version
= Ancienne version
= Tipo anterior

Unterklassen-Übersicht / Table of subclasses / Table des sous-classes / Tabla de subclases

95-045 686-05 		91-047 880-04 ⁴⁾ ³⁰⁾ 	91-047 948-04 ⁴⁾ 
-55/01		-55/01-900/55	-2/01
91-047 991-04 ⁴⁾ 			
-2/01			

Unterklassen-Ubersicht/ Table of subclasses/ Table des sous-classes/ Tabla de subclases

91-004 164-02




91-006 770-92



91-001 109-15

2/01

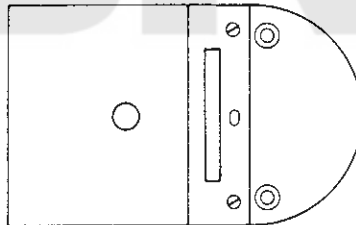
91-004 220-93



11-108 084-15

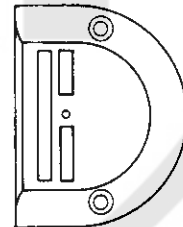
-55/01
-55/01-900/55

91-058 617-91



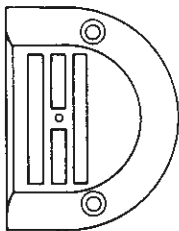
-55/01-900/55

91-058 665-04



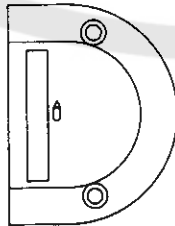
-2/01

91-058 670-04



-2/01

91-058 681-04



-55/01

91-006 603-92



91-000 073-35

-55/01

91-025 678-05



-55/01

91-025 679-05



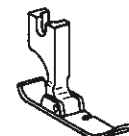
-55/01

91-045 704-04




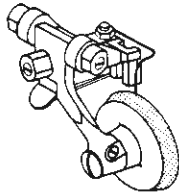
-55/01

91-054 210-03



-2/01

91-046 182-93 



-55/01
-55/01-900/55



91-000 112-25

91-053 875-21



-2/01

